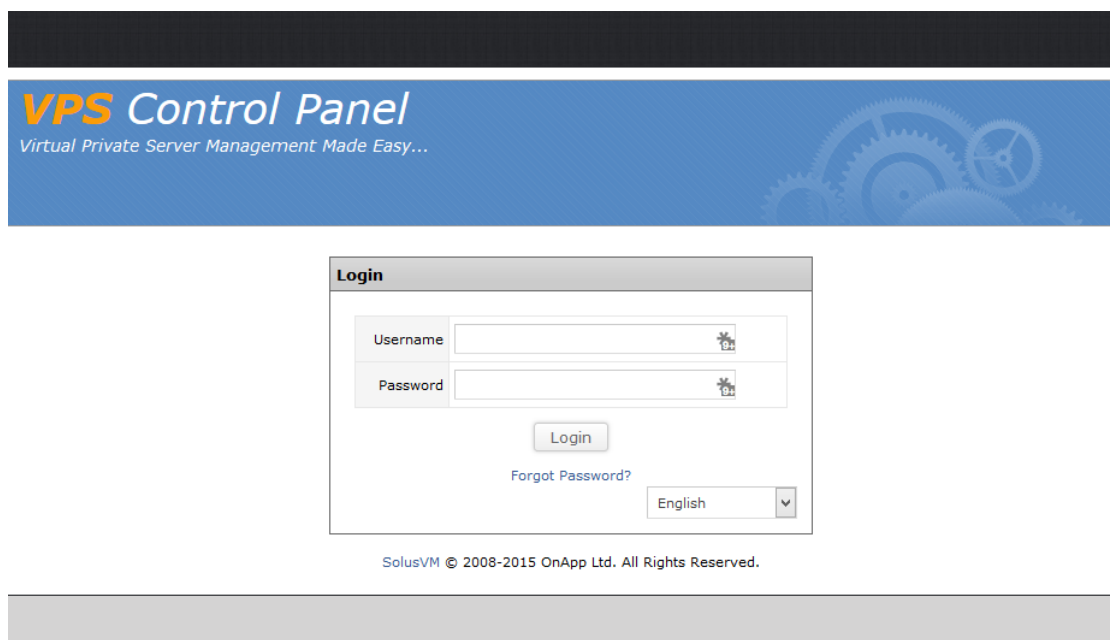


How can I see my VPS statistics (traffic/usage)?

- 2019-03-07 - [Διαχείριση](#)

You can see the statistics about the traffic, and the usage of your VPS, in your **mastervps**, by taking the following steps:

1. Log into mastervps with the access information that you can find in your web hosting activation email.



2. In the tab **Statistics**, from the drop down menu, choose for how long you want to see the statistics:

VPS Control Panel
Virtual Private Server Management Made Easy...

Home | Virtual Servers | My Account | Logout 2016/02/02 11:00 AM

Server 2 (CentOS) (105.1.105.206)


Status: Online	Hostname: [redacted]
IP Address: [redacted]	Operating System: Centos 6.4 64bit Plesk 11.5
IPv4 Address: 1	IPv6 Address: 0
Node: vps38	Bandwidth: 1.95 TB
Disk Space: 80 GB	Memory: 2 GB
Virtualization Type: KVM (KVM)	Swap: -

VNC Log Refresh

Bandwidth Usage: 7.6 GB of 1.95 TB Used / 1.95 TB Free

Controls

General Settings CDRom Drivers Hostname VNC Password Network API **Statistics**

Select a Time Span: --Select-- 

SolusVM © 2008-2015 OnApp Ltd. All Rights Reserved.

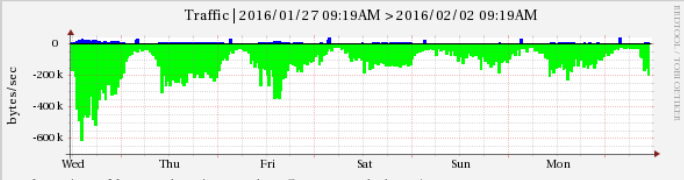
3. The results that you will receive will have the following structure:

Controls

General Settings CDRom Drivers Hostname VNC Password Network API **Statistics**

Select a Time Span: 6 Days

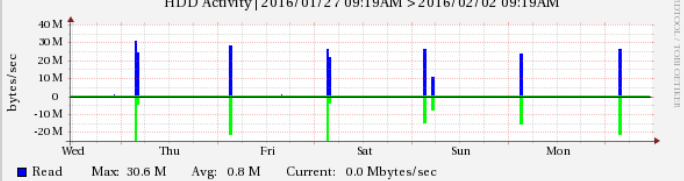
Traffic | 2016/01/27 09:19AM > 2016/02/02 09:19AM



bytes/sec

■ Incoming Max: 37.4 k Avg: 6.4 k Current: 6.8 k bytes/sec
■ Outgoing Max: 609.6 k Avg: 131.5 k Current: 195.7 k bytes/sec

HDD Activity | 2016/01/27 09:19AM > 2016/02/02 09:19AM



bytes/sec

■ Read Max: 30.6 M Avg: 0.8 M Current: 0.0 Mbytes/sec
■ Write Max: 24.6 M Avg: 0.6 M Current: 0.3 Mbytes/sec

SolusVM © 2008-2015 OnApp Ltd. All Rights Reserved.