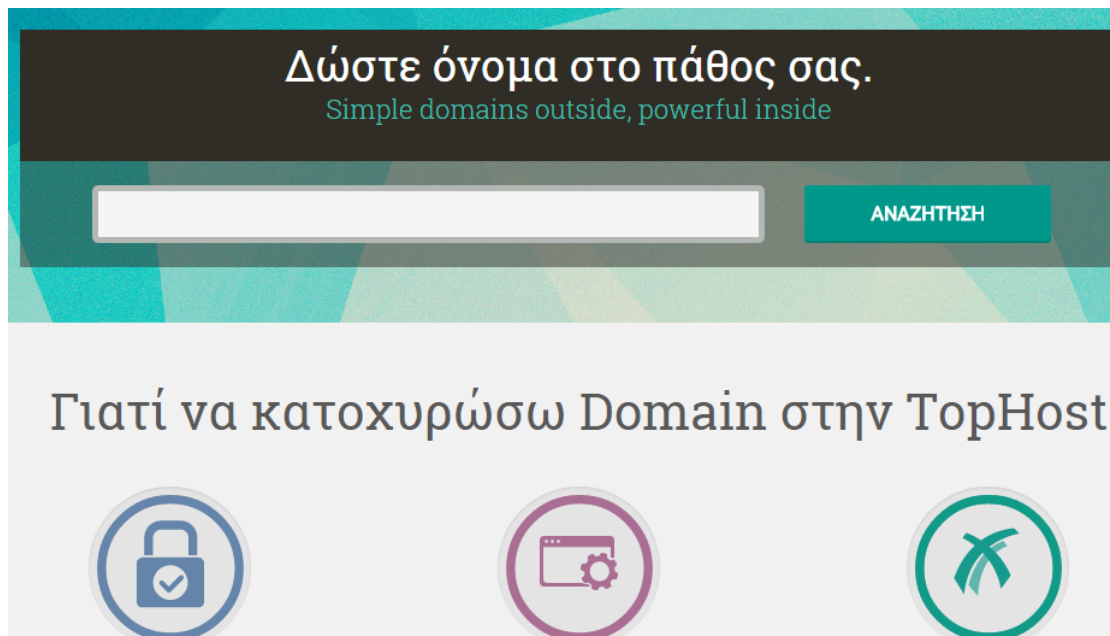


How can I obtain a domain name?


- 2019-07-11 - [Γενικά](#)

All Top.Host service orders are carried out online via the [Top.Host website](#).

1. Begin with the registration process on the [Domain Names](#) page.



2. Type the name that you wish to register in the search bar by selecting the desired extension.



Αποτελέσματα Αναζήτησης

Το .com.gr είναι διαθέσιμο! €18.00/2 Έτη [+ ΠΡΟΣΘΗΚΗ](#)
Αποκτήστε το τώρα!

Πολλές καταλήξεις


[Απόκρυψη μη διαθέσιμων](#)

.gr €18.00/2 Έτη [+ ΠΡΟΣΘΗΚΗ](#)

.net.gr €18.00/2 Έτη [+ ΠΡΟΣΘΗΚΗ](#)

3. Click on the search button. You will get a list with the available Domain names, as well as the ones that have already been registered. If the desired Domain is already taken, you can search a similar name or register an alternative extension that is available for the initial Domain name (e.g. .GR instead of .COM).

4. If you are a new customer, enter your details in the column **New registration**, so that you register in Top.Host's customer base. If you already have a Top.Host account, simply enter your passwords in the column **User Login**. Choose **Receipt** or **Invoice**, as an evidence for the services that you are about to purchase from Top.Host, by filling in the information, where needed.

 (1) 801

ΦΟΡΜΑ ΠΑΡΑΓΓΕΛΙΑΣ

Καλάθι Αγορών

Στοιχεία πελάτη

Στοιχεία απόδειξης/Τιμολογίου

Επιθυμώ απόδειξη Επιθυμώ την έκδοση τιμολογίου

[Συνέχεια](#)

Στοιχεία Ιδιοκτήτη Ονόματος Χώρου

Πληρωμή

For **.COM**, **.NET**, **.INFO** and **.ORG** extensions, the registrant's information must be typed in Latin characters. For **.EU** and all **.GR** extensions, the registrant's information can be written in either Latin or Greek characters.

The request will be verified shortly by our support team and you will receive the access information for your

Domain name management once your purchase is complete.